

A3 Sheet Size

- NOTES
- All dimensions and levels are to be checked on site by the Main Contractor before work commences. The Architect is to be informed immediately of any discrepancies. Do not scale this drawing, use written dimensions only.
 - Larger scale drawings are to be used over smaller scale drawings.
 - All dimensions are in millimetres unless otherwise stated.
 - If in doubt ask.

Copyright: SMDC Ltd.

Rev	Date	Notes
P1	10.02.21	Proposals finalised for Planning submission following sign off from the Client.

SCHEDULE OF TREES ON APPLICATION SITE				
REF.	SPECIES	TRUNK GIRTH	HEIGHT	REMOVE
T1	Conifer	24-26cm	4.50m	
T2	Plum Tree	22-24cm	4.00m	
T3	Plum Tree	6-8cm	1.50m	
T4	Apple Tree	18-20cm	3.00m	
T5	Plum Tree	18-20cm	3.00m	
T6	Conifer	24-26cm	4.20m	
T7	Apple Tree	18-20cm	3.00m	
T8	Pear Tree	24-26cm	4.50m	
T9	Apple Tree	20-22cm	4.00m	
T10	Conifer	24-26cm	4.50m	
T11	Conifer	24-26cm	4.50m	

DRAWING STATUS	
	Preliminary
	For Information
	For Comment/Approval
	For Planning Approval
	For Building Regulation Approval
	For Tender
	For Construction

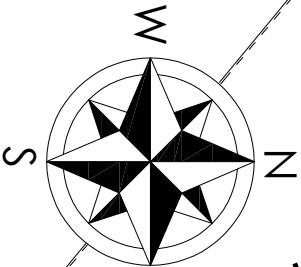
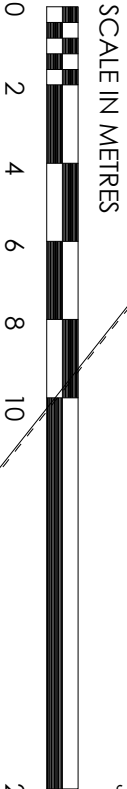
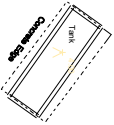
Project	Proposed New Residence
	Walnut Lakes
	Main Road
	Algarkirk PE20 2LQ
Client	Mr & Mrs Potts

Title	Planning Application Drawings
	Existing Site Layout
Scale	1:200@A3
	Drawn by SM
Date	Sept. 2020
Drawing Number	AR0210-ASL-01
	Revision P1

sm development consultancy ltd

admin@smcld.co.uk

www.smcld.co.uk



A17 Carriageway

Footpath

Top of bank

Bottom of bank

T1

T2

T3

T4

T5

T6

T7

T8

T9

T10

T11

Hedge

Hedge

Hedge

Bottom of bank

Top of bank

Bottom of bank

Hedge